

IP 64 variable device mount - Individual.Lens.Optic - direct, extremely narrow distribution - visually continuous

Device mounts made of galvanised, profiled sheet steel with zinc coating combined with polyester resin paint guarantees good corrosion protection; tool-free attachment with design-integrated push locks ensure protection against theft and disassembly. Integrated end faces made of plastic with sealing lips and an all-round closed seal to the support rail for a protection type up to IP64. Variable position on the support rail. Housing colour traffic white RAL 9016; Light distribution direct, extremely narrow distribution by means of Individual.Lens.Optic of PMMA plastic, With rack lighting; the single lens optics have a transparent seal, ensure absolute ease of assembly and are simple to maintain thanks to the easily cleaned surface. The inner rhythm of the 3-row single lens arrangement and the overriding device mount are perfectly in tune to guarantee a homogeneous appearance in the object. Suitable for VDU workstations, $65^\circ < 3000 \text{ cd/m}^2$ omnidirectional glare reduction in accordance with current DIN-EN 12464-1 standard, UGR (4H/8H) 13.2. Electrical connection by means of a 1m connection cable for variable device mount positioning with a 5-pin, quick-fit plug connector in the light run with free phase pre-selection. They are exchangeable, permit modernisation and reliably prolong the service life of the overall system.

CHARACTERISTICS

Order number	19447006120
EAN number	4020863410354
Commodity code	94051190
Certification mark	IP 64, Protection class I, $\gamma 65^\circ < 3000 \text{ cd/m}^2$, ENEC10 VDE, F, D, HACCP DIN10500/Food/IFS-application-related suitability/BRC, Indoor, CE
Impact resistance (IK rating)	IK03 (-20°C bis 35°C)
Ambient temperatur	ta -20°C to 35°C
Special properties	Ready for IoT
Warranty period	5 years
State funding programs	BEG - Federal funding for efficient buildings (valid only for Germany)

ELECTRICAL ENGINEERING

Controller	Electronic driver DALI2 (1 pcs.)
System output	53W
Mains voltage	230V/50Hz
Circuit breakers (inrush current)	13 pieces/B10, 22 pieces/B16, 21 pieces/C10, 36 pieces/C16
Energy efficiency class/light source	C

LIGHTING TECHNOLOGY

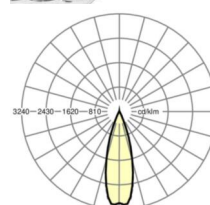

Placement	LED, Colour rendering/Light colour CRI ≥ 80 / 3000K
Colour tolerance (MacAdam)	3SDCM
Photobiological safety (Luminaire)	RG1
Nominal luminous flux	8902lm
LED service life	50000h L80/B10 (Tq 35°C)
Luminaire luminous efficiency	169lm/W
Beam angle	30° (C0) / 30° (C90)
UGR lat./long.	13.2 / 12.1

MECHANICS

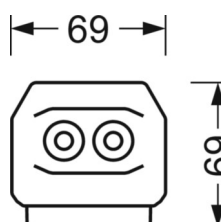
Housing colour	traffic white RAL 9016
Dimensions (LxWxH/DxH)	1531mm x 55mm x 37mm
Weight (net)	2kg
Type of installation	Mounting rail system installation, Ceiling-mounted light structure, Pendant light structure

DEEP-LINK

<https://www.regiolum.de/en/article/19447006120>



Reference	LED 9000lm 830
η_{LB}	100 %
$\Phi \downarrow / \uparrow$	99 % / 1 %
UGR lat./long.	13.2 / 12.1
VDU	$65^\circ < 3000 \text{ cd/m}^2$



Dimensions

L	1531 mm	Length
B	55 mm	Width
H	37 mm	Height
